



WORLD CONGRESS OF PHLEBOLOGY

**4-8 FEBRUARY 2018
MELBOURNE**

THE AUSTRALASIAN COLLEGE OF PHLEBOLOGY

DEAR FRENCH COLLEAGUES,

As a proud international member of Société Française de Phlébologie (SFP) and on behalf of my Australian colleagues, I would like to invite you to join us in Melbourne, Australia for an exceptional UIP World Congress of Phlebology. Melbourne, the most liveable city in the world, will be your host city in the Australian summer. The meeting is scheduled to run from the 4th to the 8th of February, a week after the Australian Open Tennis competition.

We are excited to welcome our European and in particular our French colleagues. French physicians were pioneers in the fields of phlebology, dermatology and angiology and the SFP was one of the original founding members of the UIP. The roots of modern phlebology in Australia go back to the teachings of French phlebologists such as Michel Shadeck and JJ Guex who visited us frequently in the early 1990s. The two countries are very close and our societies have worked together for decades.

The motto of the XVIII UIP World Congress is the 'Reunion of the Union'. We genuinely wish to bring the Union back together, to elevate its scientific standing, to strengthen phlebology as a specialty and to showcase the full spectrum of this exciting field.

Phlebology is a multi-disciplinary field and we will bring together world experts in vascular disease, vascular anomalies and malformations, interventional radiology, lymphology, dermatology, haematology, thrombosis and haemostasis, fluid mechanics and haemodynamics, ultrasound and wound healing.

The program will feature daily multi-disciplinary state-of-the-art keynote lectures focussing on new technologies and innovations, international guidelines, debates and consensus meetings.

For those seeking practical knowledge, there will be hands-on training sessions (HOTS), a full sonography program, live broadcasts of procedures, daily videos and workshops on a wide range of topics.

The social functions will be spectacular with the Award Ceremony promising to bring the glamour of the Oscars together with the excitement of the Olympics Opening Ceremony! The Gala Dinner will take you back to the 1920s. Make sure you dress for the occasion!

Participation at the World Congress offers unequalled opportunities at the largest gathering of the phlebology community on the planet.

We sincerely hope you can join us at this exciting congress and look forward to delivering a highly memorable and valuable experience.



A/Prof Kurosh Parsi, MBBS, MSc (Med), PhD, FACD, FACP
Convener, UIP World Congress of Phlebology
President, Australasian College of Phlebology
Melbourne, Australia

PARTNERS

PREMIER PARTNER



MAJOR PARTNERS



SUPPORTING PARTNERS



PARTNER AND SISTER SOCIETIES





WORLD CONGRESS OF PHLEBOLOGY
4-8 FEBRUARY 2018
MELBOURNE
 THE AUSTRALASIAN COLLEGE OF PHLEBOLOGY

CONGRESS PROGRAM AT A GLANCE

| MELBOURNE CONVENTION and EXHIBITION CENTRE | | | | | | |
|--|--|--|--|--|--|---------------------------|
| Saturday 3 Feb | Sunday 4 Feb | Monday 5 Feb | Tuesday 6 Feb | Wednesday 7 Feb | Thursday 8 Feb | |
| | | | | Yarra River Fun Run (0600-0645) | | |
| 0700 | | | | Masterclasses | Masterclasses | 0700 |
| 0730 | | | | | | 0730 |
| 0800 | | Opening Ceremony | Café Session | Café Session | Café Session | 0800 |
| 0830 | | | | | | 0830 |
| 0900 | | UIP Plenary | State of the Art Keynote Lectures | State of the Art Keynote Lectures | State of the Art Keynote Lectures | 0900 |
| 0930 | | | | | | 0930 |
| 1000 | | | Morning Tea and Exhibition | | | 1000 |
| 1040 | | | | | | 1040 |
| 1100 | UIP EXECOM Business Meeting | Pre-Congress Lymphoedema and Ulcer Symposia | President's ACP Plenary | Interactive Debates, Forums and Symposia, Masterclasses and Workshops | Interactive Debates, Forums and Symposia, Masterclasses and Workshops | 1100 |
| 1130 | Basic Phlebology Course | Live Broadcast Venous and Endovenous Interventions | | | Forum of Venous Forums | 1130 |
| 1200 | | | | | | 1200 |
| 1240 | | | Lunch, e-posters and Exhibition | | | 1240 |
| 1300 | | | | | | 1300 |
| 1330 | | | | | | 1330 |
| 1400 | | | Inter-society Plenary, Forums and Symposia, Masterclasses, Oral Communications and Workshops | Inter-society Plenary, Forums and Symposia, Masterclasses, Oral Communications and Workshops | Inter-society Plenary, Forums and Symposia, Masterclasses, Oral Communications and Workshops | 1400 |
| 1430 | | | | | | 1430 |
| 1500 | | | | | | 1500 |
| 1530 | | | | | | 1530 |
| 1600 | UIP Consensus Groups | UIP COUNCIL Meeting 1 | Afternoon Tea and Exhibition | | UIP COUNCIL Meeting 2 | 1600 |
| 1640 | | | | Inter-society Plenary, Forums and Symposia, Masterclasses | Oral Communications and Workshops | 1640 |
| 1700 | | | | | Interactive Cases and Clinical Puzzles | 1700 |
| 1730 | | | | | | 1730 |
| 1800 | | | | | | 1800 |
| 1840 | | Award Ceremony Orientation by invitation | ACP and the Inaugural UIP | | Closing Ceremony | 1840 |
| 1900 | | | | | | 1900 |
| 1930 | | | | | | 1930 |
| 2000 | EXECOM & Consensus Groups Welcome Dinner | Sponsored Evening Events | Award Ceremony & Welcome Reception | UIP Foundation Reception | Gala Dinner | 2000 |
| | Sponsored Evening Events | Sponsored Evening Events | | Sponsored Evening Events | Sponsored Evening Events | |
| | Saturday 3 Feb | Sunday 4 Feb | Monday 5 Feb | Tuesday 6 Feb | Wednesday 7 Feb | Thursday 8 Feb |



WORLD CONGRESS OF PHLEBOLOGY
4-8 FEBRUARY 2018
MELBOURNE
THE AUSTRALASIAN COLLEGE OF PHLEBOLOGY

HANDS-ON TRAINING SESSIONS (HOTS)

Monday 5th – Thursday 8th February 2018
Room 220

The UIP 2018 Hands-on Training Sessions (HOTS) provide a structured comprehensive practical experience for physicians interested in venous disease.

The UIP 2018 HOTS will include 36 stations spanning over 4 days and 9 sessions. Each session is 120 minutes. There are 4 Stations per session. Each station is 25 minutes, repeated 4 times.

Each station is manned by at least one faculty member and one product specialist. This allows access to a non-biased presentation of the technology and direct access to highly experienced clinicians. The number of participants is limited to allow direct interaction with the instructors. Sessions are informal allowing a relaxed learning experience.

Each station may include presentations, live demonstrations, models and tools. The focus will be on hands-on training on procedures and devices.

Given the limited available spots and to ensure we maintain small numbers in each group, workshop allocations will be made on a first-in first-served basis.

** Program is subject to change*

DAY 1 – MONDAY 5 FEBRUARY 2018

SESSION 1

1400–1600 Endovenous Interventions

Description: This session will provide a hands-on experience of the latest endovenous methods to ablate the saphenous veins: laser, radiofrequency, glue and MOCA.

Station 1 Endovenous Laser Ablation (EVLA)

Proudly sponsored by GETZ



Faculty Member: Dr Chris Lekich
Product Specialist: Jane Evans

Description:

- Treatment techniques and strategies
- Radial vs bare fibres
- Set-up and operation

Station 2 Radiofrequency Ablation (RFA)

Proudly sponsored by Medtronic



Faculty Member: TBC
Product Specialist: TBC

Description:

- Treatment techniques
- Tips and tricks in achieving an excellent result

Station 3 VENASEAL: Endovenous Catheter Guided Cyanoacrylate

Proudly sponsored by Medtronic



Faculty Member: TBC
Product Specialist: TBC

Description:

- Clinical indications of use
- Practical demonstration

Station 4 CLARIVEIN: Mechano-chemical Ablation (MOCA)

Proudly sponsored by Endotherapeutics and Vascular Insights



Faculty Member: TBC
Product Specialist: Claire Donnelly

Description:

- Clinical indications of use
- MOCA technique



DAY 2 – TUESDAY 6 FEBRUARY 2018

SESSION 2

1040–1240 Interventional Radiology

Description: This session is designed to expose you to a range of interventional techniques and the latest in interventional radiology.

Station 1 Coils and Microcatheters

Proudly sponsored by Penumbra



Faculty Member: Dr John Vrazas (Australia)
Product Specialist: Mark Fogharty

Description:

- Practical demonstration and hands-on simulation
- Coils: what size to use and when
- Microcatheters: the next generation

Station 2 Mechanical Thrombectomy

Proudly sponsored by Penumbra



Faculty Member: Dr Alan O'Grady (Australia)
Product Specialist: Margaret Dempsey

Description:

- When to use thrombectomy devices for aspiration of acute thrombus
- Practical demonstration
- Hands-on simulation and flow models

Station 3 Mobile Angiography for Hybrid Theatres

Proudly sponsored by TBC

Faculty Member: TBC

Description:

- How to set up and run hybrid theatres
- C-Arm systems

Station 4 IVC Filters and Embolic Coils

Proudly sponsored by Cook



Faculty Member: Dr Gerard Goh
Product Specialist: TBC

Description:

- A review of IVC Filters, indications and contraindications
- When to use retrievable filters and when to avoid them
- How to select your coils



WORLD CONGRESS OF PHLEBOLOGY
4-8 FEBRUARY 2018
MELBOURNE
 THE AUSTRALASIAN COLLEGE OF PHLEBOLOGY

DAY 2 – TUESDAY 6 FEBRUARY 2018

SESSION 3

1400–1600 Sclerotherapy

Description: In this session the latest techniques of foam sclerotherapy, glue sclerotherapy and vascular laser therapy will be demonstrated.

Station 1 Ultrasound Guided Foam Sclerotherapy

Proudly sponsored by **Kreussler** and **Siemens Healthineers**



Faculty Member: TBC
 Product Specialist: TBC

- Description:
- Practical demonstration
 - Practice ultrasound guidance for foam injections

Station 2 Direct Vision Sclerotherapy

Proudly sponsored by **Kreussler**



Faculty Member: TBC

Product Specialist: TBC

- Description:
- Treatment techniques for creating consistent foam
 - Practice injections into a model

Station 3 VEINOFF: Sclerotherapy with Glue adhesives

Proudly sponsored by **Diverse Devices**



Faculty Member: TBC

Product Specialists: Aidan McEvoy, Ben Owen

- Description:
- Clinical indications of use
 - Practical demonstration and hands-on preparation of glue

Station 4 Vascular Laser Therapy: The New Pro-Yellow Laser

Proudly sponsored by **Device Consulting**



Faculty Member: Dr Stefania Roberts

Product Specialist: TBC

- Description:
- Laser wavelengths and their effect on target chromophore
 - Yellow laser in treatment of port-wine stains and diffuse erythema

DAY 2 – TUESDAY 6 FEBRUARY 2018

SESSION 4

1640–1840 Anticoagulation

Description: This session is dedicated to anticoagulants, indications, contraindications and drug interactions.

Station 1 Warfarin: Transition and Bridging to DOACS

Proudly sponsored by **ASPEN**



Faculty Member: TBC

Product Specialist: TBC

- Indications for warfarin
- Transition and bridging from Warfarin to DOACS

Station 2 Low Molecular Weight Heparins: An Update

Proudly sponsored by **ASPEN**



Faculty Member: TBC

Product Specialist: TBC

- Fondaparinux (Arixtra) and nadroparin calcium (Fraxiparine): when to use
- them
- Special indications
- Dosing and safety profile compared with older agents

Station 3 Injectable Anticoagulants: An Update

Proudly sponsored by **ASPEN**



Faculty Member: TBC

Product Specialist: TBC

- Description:
- Focus on factor Xa inhibitor danaparoid (Orgaran)
 - Special indications for danaparoid
 - Dosing and Safety profile

Station 4 DOACS

Proudly sponsored by **Pfizer**



Product Specialist: TBC

Faculty Member: TBC

- Description:
- Overview and classification of DOACS
 - Thrombin inhibitors vs Factor Xa Inhibitors
 - APIXABAN: dosing and safety profile

DAY 3 – WEDNESDAY 7 FEBRUARY 2018

SESSION 5

1040–1240 Endogenous Interventions 2

Description: This session will provide a hands-on experience of venous ablative methods including endovenous glue, MOCA and foam sclerotherapy.

Station 1 VENASEAL: Endovenous Catheter Guided Cyanoacrylate



Proudly sponsored by **Medtronic**

Faculty Member: TBC

Product Specialist: TBC

- Description:
- Clinical indications of use
 - Practical demonstration

Station 2 VENABLOCK: Endovenous Glue Ablation



Proudly sponsored by **Diverse Devices**

Faculty Member: TBC

Product Specialists: Aidan McEvoy, Ben Owen

- Description:
- Treatment technique
 - Practical demonstration

Station 3 CLARIVEIN: Mechano-chemical Endovenous Ablation (MOCA)



Proudly sponsored by **Endotherapeutics** and **Vascular Insights**

Faculty Member: TBC

Product Specialist: Claire Donnelly

- Description:
- Clinical indications of use
 - MOCA technique

Station 4 Foam Sclerotherapy: Hints and Tips for Successfully Making and Injecting Foam



Proudly sponsored by **STD Pharm**

Faculty Members: Prof. Andrew Bradbury (UK)

Product Specialists: Dr Mike Watkins (UK), Richard Oliver (UK)

- Description:
- Practice making foam and understand the principles and components that alter foam quality
 - Learn what injection strategies help maximise the clinical outcome and reduce adverse events

DAY 3 – WEDNESDAY 7 FEBRUARY 2018

SESSION 6

1400–1600 Compression Technology 1

Description: This session will provide hands-on training in the latest compression technology.

Station 1 Compression and Ulcers: Ulcer-X Dual Layer Compression Stocking System and Donning Devices for Active Ulcers



Proudly sponsored by **Sigvaris**

Faculty Member: TBC

Product Specialist: TBC

- Description:
- Practical demonstration and hands-on training of Ulcer-X dual layer compression system

Station 2 Compression and Ulcers: Treatment of Wounds and Ulcers by Compression Therapy



Proudly sponsored by **Bauerfeind**

Faculty Members: TBC

Product Specialist: TBC

- Description:
- Practical demonstration and hands-on training

Station 3 Self-management with New Velcro Devices

Proudly sponsored by **Medi**



Faculty Members: E. Brouwer, S. Elvin

Product Specialist: TBC

- Description:
- Clinical indications
 - Practical demonstration and hands-on training

Station 4 Compression Therapy

Proudly sponsored by **Jobst BSN**



Faculty Member: TBC

Product Specialist: TBC

- Description:
- Practical demonstration and hands-on training



WORLD CONGRESS OF PHLEBOLOGY
4-8 FEBRUARY 2018
MELBOURNE
THE AUSTRALASIAN COLLEGE OF PHLEBOLOGY

DAY 3 – WEDNESDAY 7 FEBRUARY 2018

SESSION 7

1640-1840 Cross-specialty

Description: In this session, a range of new treatments in related specialties will be presented.

Station 1 Endovascular Laser Treatment of Haemorrhoids

Proudly sponsored by Biolitec

Faculty Members: Dr Arne Wilhelm (Germany), Dr Tomas Poskus (Germany)

Product Specialist: TBC

Description:

- Treatment techniques
- Safety and efficacy



Station 2 Treatment of Haemorrhoids

Proudly sponsored by TBC

Faculty Members: TBC

Product Specialist: TBC

Description:

- Treatment techniques
- Safety and efficacy
- Indications, contraindications and complications

Station 3 Vaginal Rejuvenation System: MCL 31- Erbium Laser

Proudly sponsored by Asclepion and Device Consulting

Faculty Member: Dr Paul Thibault

Product Specialist: TBC

Description:

- Practical demonstration of the systems
- Indications and patient selection



Station 4 Vaginal Sensation Improvement System: Viveve – RF Device

Proudly sponsored by Viveve & Device Consulting

Faculty Member: TBC

Product Specialist: TBC

Description:

- Practical demonstration of the systems
- Indications and patient selection



DAY 4 – THURSDAY 8 FEBRUARY 2018

SESSION 9

1400-1600 Lymphoedema

Description: This session is designed to provide practical tips in the management of lymphoedema.

Station 1 Lymphoedema New Management System

Proudly sponsored by Sigvaris

Faculty Members: TBC

Product Specialist: TBC

Description:

- TBC

SIGVARIS

Station 2 Management of Lymphoedema with Compression Pumps

Proudly sponsored by TBC

Faculty Member: TBC

Description:

- Use of compression pumps in the management of chronic lymphoedema



Station 3 New Treatment Options in Lymphoedema

Proudly sponsored by TBC

Faculty member: TBC

Product Specialist: TBC

Description:

- TBC

Station 4 Lymphoedema

Proudly sponsored by TBC

Faculty member: TBC

Product Specialist: TBC

Description:

- Practical demonstration and hands-on training

DAY 4 – THURSDAY 8 FEBRUARY 2018

SESSION 8

1040-1240 Compression Technology 2

This session will provide hands-on training in the latest compression technology.

Station 1 Compression Therapy

Proudly sponsored by TBC

Faculty member: TBC

Product Specialist: TBC

Description:

- Practical demonstration and hands-on training

Station 2 Compression Therapy

Proudly sponsored by TBC

Faculty member: TBC

Product Specialist: TBC

Description:

- Practical demonstration and hands-on training

Station 3 Compression Therapy

Proudly sponsored by TBC

Faculty member: TBC

Product Specialist: TBC

Description:

- Practical demonstration and hands-on training

Station 4 Compression Therapy

Proudly sponsored by TBC

Faculty member: TBC

Product Specialist: TBC

Description:

- Practical demonstration and hands-on training



WORLD CONGRESS OF PHLEBOLOGY
4-8 FEBRUARY 2018
MELBOURNE
 THE AUSTRALIAN COLLEGE OF PHLEBOLOGY

ULTRASOUND IN PHLEBOLOGY CERTIFICATE PROGRAM

Monday 5th – Thursday 8th February
Room 219

Faculty: Dr Steven Black (UK), Dr Paul Gagne (USA), Dr Antonios Gasparis (USA), Prof. Evi Kalodiki (UK), Prof. Nicos Labropoulos (USA), Dr Christopher Lattimer (UK), Dr Luis Leon (USA), Dr Darryl Lim (Singapore), Dr Sriram Narayanan (Singapore), Dr Martin Necas (NZ), Prof. Fausto Passariello (ITA), Dr Prakash Saha (UK), Prof. Ian Spark (AUS), Dr Paul Thibault (AUS), Dr Laurencia Villalba (AUS)

Program Coordinators: Prof. Nicos Labropoulos (ACP), Yana Parsi (ACP), Martin Necas (ACP), Dr Lyndal Macpherson (ASUM), Dr Gillian Whalley (ASA)

The UIP 2018 Ultrasound in Phlebology Certificate Program provides an interesting, comprehensive and practical experience for sonographers as well as physicians using ultrasound in their daily practice.

The UIP 2018 Ultrasound in Phlebology Certificate Program will include workshops, symposia, Masterclasses as well as Hands-on Training Sessions (HOTS) spanning over 4 days. At the completion of the 4-day Program a **Certificate of Completion: Applications of Ultrasound in Phlebology** will be awarded. The complete Program needs to be attended for the certificate to be awarded.

Monday program covers all you need to know about intravascular ultrasound (IVUS). The IVUS Program is proudly sponsored by Philips Volcano and the teaching will be provided by an expert international faculty including Prof. Nicos Labropoulos (USA), Dr Stephen Black (UK) and Dr Paul Gagne (USA).

Tuesday workshops will cover all aspects of venous ultrasound. The Program Chair is Prof. Nicos Labropoulos joined by an expert international faculty including Dr Luis Leon (USA) and Dr Tony Gasparis (USA).


Wednesday program starts with a Masterclass on Vascular Access and continues with an exciting program put together by our sister societies, **the Australian Society for Ultrasound in Medicine (ASUM)** and the **Australian Sonographers Association (ASA)**. This program covers an interesting range of topics such as vascular access, MSK, 'funky' soft tissue masses and point of care ultrasound.

Thursday program will start with an accredited course on IVUS and a Masterclass on scanning neck veins. These will be followed by 2 HOTS sessions dedicated to practical applications of duplex ultrasound in phlebology and a special station on air plethysmography (APG). The number of participants is limited to allow direct interaction with the instructors. Given the limited available spots and to ensure we maintain small numbers in each group, HOTS allocations will be made on a first-in first-served basis.

* Program is subject to change

DAY 1 – MONDAY 5 FEBRUARY 2018

SYMPOSIUM Intravascular Ultrasound (IVUS) Room 219



Proudly sponsored by Philips Volcano

Program Chair: Prof. Nicos Labropoulos
Faculty Members: Dr Steven Black (UK), Dr Paul Gagne (USA), Dr Antonios Gasparis (USA), Dr Sriram Narayanan (Singapore), Prof. Ian Spark, Dr Luis Leon (USA), Dr Laurencia Villalba (AUS)

Session 1 Intravascular Ultrasound (IVUS)– Diving deep at UIP

| Time | Topic | Speaker |
|-----------|--|--------------------------------|
| 1400–1410 | Patterns of chronic venous obstruction | Prof. Nicos Labropoulos |
| 1410–1420 | Lessons learned from the VIDIO trial and what is next | Dr Paul Gagne |
| 1420–1430 | Clinical case presentation on IVUS | Dr Sriram Narayanan |
| 1430–1440 | Interpreting venous pathology with IVUS | Dr Steven Black |
| 1440–1450 | Using IVUS for stent sizing and placement | Dr Antonios Gasparis |
| 1450–1500 | Clinical case presentation on IVUS | Prof. Ian Spark |
| 1500–1510 | IVC Obstruction | Dr Luis Leon |
| 1510–1520 | Tips and tricks for getting the best of IVUS | Dr Paul Gagne & Dr Steve Black |
| 1520–1530 | Revalidation of Transabdominal Duplex Criteria for the Detection of Iliac Vein Lesions | Dr Laurencia Villalba |
| 1530–1540 | Clinical quiz – Test your knowledge on deep veins | Prof. Nicos Labropoulos |
| 1540–1600 | Panel Discussion | |

DAY 2 – TUESDAY 6 FEBRUARY 2018

SYMPOSIUM AND LIVE SCANNING WORKSHOP Duplex Ultrasound in Phlebology Room 219

Proudly sponsored by TBC

Program Chair: Prof. Nicos Labropoulos
Faculty Members: Dr Luis Leon (USA), Dr Antonios Gasparis (USA)
Program Coordinator: Yana Parsi

Session 1 Venous Incompetence Studies and Venous Mapping

Description:
 • Secrets to an accurate comprehensive venous map
 • Common pathways of reflux
 • Documentation and graphic presentation

Venous Thrombosis Studies

Description:
 • B-mode and Doppler identification of venous thrombosis
 • Deep veins anatomy
 • DVT vs post-sclerotherapy DVS

Session 2 Arm and Neck Veins

Description:
 • Normal arm, axillary and neck vein anatomy
 • Paget-Schroetter and subclavian vein thrombosis
 • Thoracic outlet syndromes

Venous Miscellaneous

Description:
 • How to investigate popliteal vein compression
 • Nerves: Sural, saphenous and sciatic
 • Small saphenous artery

Session 3 Iliac Veins

Description:
 • How to investigate for May-Thurner syndrome
 • Anatomical variations
 • Scanning Techniques

Pelvic veins

Description:
 • How to investigate Pelvic Congestion Syndrome
 • Ovarian and vulvar veins anatomy
 • Scanning techniques



WORLD CONGRESS OF PHLEBOLOGY
4-8 FEBRUARY 2018
MELBOURNE
 THE AUSTRALASIAN COLLEGE OF PHLEBOLOGY

DAY 3 – WEDNESDAY 7 FEBRUARY 2018

MASTERCLASS
Room 215

Session 1 Vascular Access

0700-0800

Proudly sponsored by Vascular Insights
 Faculty Member: Dr Darryl Lim (Singapore)
 Description:
 • Vascular access overview
 • Occlusion
 • Clarivein use in Vascular Access



DAY 3 – WEDNESDAY 7 FEBRUARY 2018

SYMPOSIUM AND WORKSHOP
BEYOND VEINS: Duplex Ultrasound in Other Body Parts
Room 219

Proudly sponsored by TBC

Program Chairs: Dr Lyndal Macpherson (ASUM) and Dr Gillian Whalley (ASA)
Faculty Member: TBC

Session 1 ASUM: Vascular Access

0800-1000

Description:
 • Identification of normal structures including muscles, tendons and nerves.
 • How to use ultrasound to place lines, both central and peripheral.
 • Principles of needle guidance



Session 2 ASUM: Beyond Veins

1040-1200

Description:
 • Identification of normal structures of lower limbs including muscles, ligaments and nerves.
 • Lower limb joints and tendons.
 • Common non-venous pathologies of lower limbs such as Baker's cyst, haematomas



Session 3 ASA: Funky Masses

1400-1600

Description:
 • Common and rare soft tissue masses of abdomen and neck



Session 4 ASA: POCUS (without HOCUS)

1640-1840

Description:
 • Point-of-care Ultrasound
 • To identify important critical conditions and guide common procedures



DAY 4 – THURSDAY 8 FEBRUARY 2018

ACCREDITED COURSE

Session 1 IVUS Venous Accredited Course

0700-0830

Room 216

Proudly sponsored by Philips Volcano
 Course Directors: Dr. Steven Black and Dr. Paul Gagne
 Description:
 • Intravascular Ultra Sound (IVUS) is an essential part of a comprehensive venous service.
 • This course will cover all aspects of the use of IVUS – when, where, how.
 • This workshop is aimed at doctors with experience of or wanting to build a deep venous service.



MASTERCLASS AND LIVE SCANNING WORKSHOP

Session 2 How to Scan Neck Veins

0700-0830

Room 219

Proudly sponsored by TBC
 Faculty Member: Dr Paul Thibault
 Sonographer: TBC
 Application Specialist: TBC
 Ultrasound System: TBC
 • Neck vein venous anatomy
 • Assessment of neck vein flow and occlusion
 • Correlation with clinical findings of patients with CCSVI

DAY 4 – THURSDAY 8 FEBRUARY 2018

HANDS-ON TRAINING SESSIONS (HOTS)
Room 219



Session 3 Ultrasound in Phlebology 1

1040-1240

Knobology, Doppler and Venous Studies

Program Coordinator: Yana Parsi

4 Stations per session. Each station is 25 minutes, repeated 4 times.

Station 1 B-mode Image Optimisation

Proudly sponsored by TBC

Description:
 • Knobology: gain, TGC, depth, focus
 • Tissue harmonics, compounding, dynamic range
 • Pre-sets: vascular vs soft tissue

Station 2 Doppler Studies

Proudly sponsored by Siemens Healthineers

Description:
 • Colour, Power, Specialised Doppler packages
 • Spectral analysis and waveforms
 • Doppler angles, PRF, sample area

Station 3 Venous Mapping

Proudly sponsored by TBC

Description:
 • Superficial venous anatomy- do you know your veins?
 • The three superficial venous systems
 • Mapping techniques

Station 4 Venous Thrombosis Studies

Proudly sponsored by TBC

Description:
 • B-mode and Doppler identification of venous thrombosis
 • How to detect ileo-femoral vein thrombosis

DAY 4 – THURSDAY 8 FEBRUARY 2018

HANDS-ON TRAINING SESSIONS (HOTS)
Room 219



Session 4 Ultrasound in Phlebology 2

1400-1600

Anatomical and Physiological Assessment

Program Coordinator: Yana Parsi

4 Stations per session. Each station is 25 minutes, repeated 4 times.

Station 1 IVUS Intravascular Ultrasound

Proudly sponsored by Philips Volcano

Faculty Member: Dr Prakash Saha
 Product Specialist: TBC
 Description:
 • Clinical indications and potential limitations of use
 • Identify necessary equipment required
 • Practice performing IVUS

Station 2 Venous Haemodynamic Mapping

Proudly sponsored by TBC

Faculty Member: TBC
 Description:
 • Venous haemodynamic mapping for ASVAL and CHIVA

Station 3 Duplex Ultrasound: Assessment of the Calf Muscle Pump

Proudly sponsored by TBC

Faculty Member: Prof. Fausto Passariello
 Description:
 • How to use duplex ultrasound to assess the calf muscle pump

Station 4 Air-plethysmography (APG)

Faculty Members: Prof. Evi Kalodiki (UK), Prof. Christopher Lattimer (UK)

Description:
 • Non-invasive haemodynamic profiling of the venous patient
 • APG improves on ultrasound by providing quantitative information on all 5 components of chronic venous insufficiency (CVI)
 • Reflux : Venous Filling Index (VFI)
 • Obstruction: Venous Drainage Index (VDI)
 • Venous tone: Outflow Fraction (OF)
 • Calf muscle pump: Ejection Fraction (EF)
 • Physiological insufficiency: Gravitational Venous Filling Time (VFT)



WORLD CONGRESS OF PHLEBOLOGY
4-8 FEBRUARY 2018
MELBOURNE
 THE AUSTRALASIAN COLLEGE OF PHLEBOLOGY

LIVE PROCEDURAL BROADCAST

Sunday 4th February 2018

It is our great pleasure to invite you to Melbourne, Australia for an advanced phlebology Live Procedural Course and Workshop to precede the UIP 2018 World Congress of Phlebology.

This one day event is aimed at phlebologists, vascular surgeons, trainees and other physicians interested in advanced endovenous procedures including the new glue ablative methods, laser and radiofrequency ablation, MOCA, foam sclerotherapy and new cosmetic procedures.

Join us for an exciting and interactive workshop.

UIP World Congress of Phlebology (4-8 February 2018) complete Program www.uip2018.com

Faculty:

Medical Director: Dr Stefania Roberts
Director of Nursing: Ms. Jennie Lekich
Director of Live Broadcast: Ms. Jennie Lekich
Live Procedure Commentator: Dr Louis Loizou
Workshop Coordinator: Sue Sommers
Surgical Interventions
 Dr Greg Goodman, VIC
 Dr Chris Lekich, QLD
 Dr Peter Paraskevas, VIC
 A/Prof. Kurosh Parsi, NSW
 Dr Stefania Roberts, VIC

Panel

Dr Attilio Cavezzi, ITA
 Dr David Jenkins, NSW
 Dr Paul Hannah, QLD
 Prof. Kenneth Myers, VIC
 Dr Adrian Lim, NSW
 Dr Louis Loizou, VIC
 Dr Paul Thibault, NSW
 Dr Simon Thibault, NSW

SUNDAY 4 FEBRUARY 2018

SESSION 1 REVIEW LECTURES

Program Chair: Prof. Ken Myers
Moderator: Dr Paul Hannah

| | | |
|------|--|---------------------|
| 0800 | Registration | |
| 0830 | Treatment Planning | Dr Louis Loizou |
| 0845 | Overview of Endovenous Ablative Methods | Dr Stefania Roberts |
| 0915 | Endovenous Glue Ablation: Australasian Standards | Prof. Ken Myers |
| 0930 | Ultrasound Guided Foam Sclerotherapy | Dr Paul Thibault |
| 0945 | Q&A | |
| 1000 | Morning Tea | |

SESSION 2 LIVE PROCEDURES

Program Chair: Dr Paul Thibault
Moderator: Dr Paul Dinnen

| | | |
|------|---|------|
| 1030 | Thermal Ablation | |
| | Endovenous Laser Ablation (EVLA) Biolitec 1470nm Dr Chris Lekich | |
| | Radiofrequency Ablation (RFA) Closurefast, Dr Peter Paraskevas | |
| 1130 | Cyanoacrylate Adhesive Closure (CAC) | |
| | Venablock A/Prof. Kurosh Parsi | |
| | Venaseal Dr Stefania Roberts | |
| 1230 | Lunch | |

SESSION 3 LIVE PROCEDURES

Program Chair: Dr Attilio Cavezzi
Moderator: Dr Simon Thibault

| | | |
|------|--|------|
| 1330 | MOCA and TUGS | |
| | Tumescent Assisted Ultrasound Guided Sclerotherapy (TUGS) A/Prof. Kurosh Parsi | |
| | Mechano-chemical Ablation (MOCA) with CLARIVEIN TBC | |
| | UGS and Direct Vision Sclerotherapy | |
| | Foam UGS Dr Chris Lekich | |
| | Direct Vision Sclerotherapy Dr Stefania Roberts | |
| 1530 | Afternoon Tea | |

SESSION 4 LIVE PROCEDURES

Program Chair: Dr David Jenkins
Moderator: Dr Adrian Lim

| | | |
|------|--|--|
| 1600 | Cosmetic Sclerotherapy | |
| | Peri-orbital Veins Sclerotherapy Dr Peter Paraskevas | |
| | Hand vein Sclerotherapy Dr Stefania Roberts | |
| | Cosmetic Fillers for Hand veins Dr Greg Goodman | |
| | Cross Specialty | |
| | Vaginal Rejuvenation with MCL-31 Erbium Laser Dr Paul Thibault | |
| | Vaginal Sensation with Viveve – RF Device TBC | |
| 1800 | Panel Discussion | |
| 1830 | Drinks, Bubbles, Beer and Foam! | |



WORLD CONGRESS OF PHLEBOLOGY
4-8 FEBRUARY 2018
MELBOURNE
THE AUSTRALASIAN COLLEGE OF PHLEBOLOGY

KEYNOTE INVITED SPEAKERS

Here is a sample of invited Keynote Speakers. For a full list please visit the congress website: www.uip2018.com.



PROFESSOR PANTEP ANGCHAIKUSIRI
Thrombosis and Haemostasis



PROFESSOR ANDREW BRADBURY
Phlebology



PROFESSOR PATRICK CARPENTIER
Phlebology, Angiology



PROFESSOR ALUN DAVIES
Phlebology



PROFESSOR DORUK ERKAN
Antiphospholipid Syndrome



PROFESSOR PETER GŁOWICZKI
Phlebology



DR LOUIS GRONDIN
Phlebology



DR JEAN-JEROME GUEX
Phlebology



DR CLAUDINE HAMEL-DESNOS
Phlebology



DR LOWELL KABNICK
Phlebology



PROFESSOR CLIVE KEARON
Thrombosis and Haemostasis



DR NEIL KHINANI
Phlebology, Interventional Radiology



PROFESSOR STEVE KRILLIS
Antiphospholipid Syndrome



PROFESSOR NICOS LABROPOULOS
Phlebology, Ultrasonography



PROFESSOR FEDOR LURIE
Phlebology



PROFESSOR RAUL MATTASI
Vascular Anomalies



PROFESSOR MARK MEISSNER
Phlebology



DR NICK MORRISON
Phlebology



PROFESSOR GIOVANNI MOSTI
Phlebology



PROFESSOR ANDREW NICOLAIDES
Phlebology



PROFESSOR HUGO PARTSCH
Phlebology, Dermatology



PROFESSOR EBERHARD RABE
Phlebology, Dermatology



DR MEL ROSENBLATT
Phlebology, Interventional Radiology



PROFESSOR JEAN-FRANCOIS UHL
Phlebology, Anatomy



PROFESSOR STEVE WATSON
Platelets



**WORLD
CONGRESS OF
PHLEBOLOGY**
4-8 FEBRUARY 2018
MELBOURNE
THE AUSTRALASIAN
COLLEGE OF PHLEBOLOGY

WHY MELBOURNE?

Set on the shores of picturesque Port Phillip Bay, the southern-most city of mainland Australia is Melbourne; a creative, exciting, ever-changing city with extraordinary surprises to be discovered around every corner. The city has an unrivalled calendar of major events, progressive dining scene, hidden laneways and art spaces, and unique regional escapes are just a short drive away.

Modern architecture and design is juxtaposed with heritage buildings reflecting Australia's unique history. But beneath the city's impressive façade, lies the true heart and soul of the city; laneways which snake the city grid to reveal cafes and bars, fashion houses, boutiques, innovative cuisine, stunning parklands, theatres, galleries and museums.

With the heritage, natural beauty, cosmopolitan flavour and diversity of experiences that this city has to offer, Melbourne has something for everyone.

Stop by the Queen Victoria Market for some of Australia's greatest fresh produce, or capture the city spirit at Federation Square, home to an abundance of galleries, cafes and bars.


Eat, drink and live like a local in Melbourne's trendy hidden laneways, or check out one of the world's largest saltwater crocodiles at Melbourne aquarium.

Capture culture at the National Gallery of Victoria, with art spanning from all over the globe, or explore Melbourne's own 'little italy' in the diverse café culture on Lygon Street.

There are plenty of tours available, whether you're a chocoholic or looking to have a few swings at golf, Melbourne has endless options.

And for those who want to see a little more of Victoria's natural sights, less than one hour's drive from Melbourne city, you can visit the picturesque Yarra Valley famous for its vineyards and locally produced food and wine.

In under 4 hours, you could visit the famous Twelve Apostles along the Great Ocean Road on Victoria's stunning south-western coastline.



www.australia.com



www.visitvictoria.com



www.visitmelbourne.com



www.thatsmelbourne.com.au

Check out our website for more information on tours, attractions and sightseeing.

www.uip2018.com



WORLD CONGRESS OF PHLEBOLOGY
4-8 FEBRUARY 2018
MELBOURNE
 THE AUSTRALASIAN COLLEGE OF PHLEBOLOGY

REGISTRATION

Registration for the World Congress of Phlebiology is now open.


Please visit www.uip2018.com for more information and to complete you registration.

| WHAT'S INCLUDED? | FULLTIME REGISTRATION | DAY REGISTRATION |
|---|-----------------------|-------------------------------|
| Access to the congress sessions | ✓ | Yes, on the selected day only |
| Access to the industry exhibition and poster area | ✓ | Yes, on the selected day only |
| Awards ceremony | ✓ | For Monday day delegate only |
| Welcome reception | ✓ | For Monday day delegate only |
| Congress catering | ✓ | ✓ |
| Access to congress abstracts | ✓ | ✓ |
| Electronic handbook | ✓ | ✓ |
| Gala Dinner | Additional cost | Additional cost |
| Workshop sessions | Additional cost | Additional cost |

For further discounted price options for Australasian College of Phlebiology and developing country physicians, head to our website. Please visit www.uip2018.com for more information and to complete you registration.

When purchasing tickets for groups of 5 or more people, you will receive a discount of 15% (applies to fulltime and day registrations only).

ACCOMMODATION




PAN PACIFIC MELBOURNE

Distance from MCEC: Adjacent to MCEC

Pan Pacific Melbourne features 396 luxury hotel rooms and suites, with floor to ceiling windows that offer panoramic views of the Yarra River, Port Phillip Bay and city, complete with thoughtfully appointed amenities and modern furnishings. Guests will be able to choose from two dining outlets, an all-day-dining restaurant and bar offering international cuisine and a nightcap in the evening, or a more relaxed cafe setting for a light meal or quick coffee.


Refresh your senses at the end of a long day of meeting or sightseeing with our wellness facilities, including a well-equipped 24-hour fitness centre. With over 400 square metres of versatile meeting space and an internal direct walkway to the Melbourne Convention and Exhibition Centre, Pan Pacific Melbourne will be an ideal base to hold conferences and business meetings in the Melbourne CBD.



CROWN METROPOL MELBOURNE

Distance from MCEC: 170m (3 minute walk)


The ultimate in contemporary luxury, Crown Metropol Melbourne rooms feature specially commissioned works of art, bespoke fittings and designer furniture to deliver a truly unique hotel experience.



CROWN PROMENADE MELBOURNE

Distance from MCEC: 500m (7 minute walk)

Stylish, welcoming and thoroughly modern, Crown Promenade Melbourne contemporary guest rooms ranging from standard rooms to studio suites. Featuring floor to ceiling windows giving amazing city views of Melbourne, all rooms are furnished in natural tones and feature original art by local artists.



HOLIDAY INN MELBOURNE ON FLINDERS

Distance from MCEC: 550m (8 minute walk)

Holiday Inn's Melbourne CBD hotel provides 4.5 star quality, comfort and convenience. Modern guestrooms and suites provide all the comfort you'd expect from one of the World's best hotel chains. Enjoy generous rooms with premium bedding and all the amenities you need plus more. The hotel offers a great range of dining options including Sirocco Restaurant & Bar and in-room dining. For those dining in the comfort of their room, a choice of popular classics and healthy choices make our room service a pleasure.